

Databank - Technical Bulletin

EMC-Filter for MR-J3 (230V/400V)

EMC Filter

For complying with EMC directives of the European Community regarding to the electromagnetic compatibility, the servo amplifiers must be equipped with a noise filter in front of the input of the power circuit. Additionally it has to be installed and wired according to the EMC directives. The filter units are designed to reduce the main conducted RFI emission in order to meet the European norms and standards acc. EN61800-3:2005. 3.

EMC Filter order information

Article No.	Product	SAP Price list text
189332	MF-3F230-006.230MFa	Noise filter for MR-J3-10A/B/T to MR-J3-60A/B/T; 1x230V/50-60Hz, EN61800-3:2005
189331	MF-3F230-006.230MFb	Noise filter for MR-J3-70A/B/T; 1x230V/50-60Hz, EN61800-3:2005
208775	MF-3F480-010.233MF	Noise Filter for MR-J3-100A/B/T; 3x230V/50-60Hz, MR-J3-60A4/B4/T4, 100A4/B4/T4; 3x400V/50-60Hz, EN61800-3:2005
200463	MF-3F480-015.230MF3	Noise Filter for MR-J3-200A/B/T; 3x230V/50-60Hz, MR-J3-200A4/B4/T4; 3x400V/50-60Hz, EN61800-3:2005
208776	MF-3F480-015.233MF	Noise Filter for MR-J3-350A4/B4/T4; 3x400V/50-60Hz, EN61800-3:2005
203854	MF-3F480-025.230MF3	Noise Filter for MR-J3-500A4/B4/T4, 700A4/B4/T4; 3x400V/50-60Hz, EN61800-3:2005
203855	MF-3F480-050.230MF3	Noise Filter for MR-J3-500A/B/T, 700A/B/T; 3x230V/50-60Hz, EN61800-3:2005

EMC Filter technical specifications

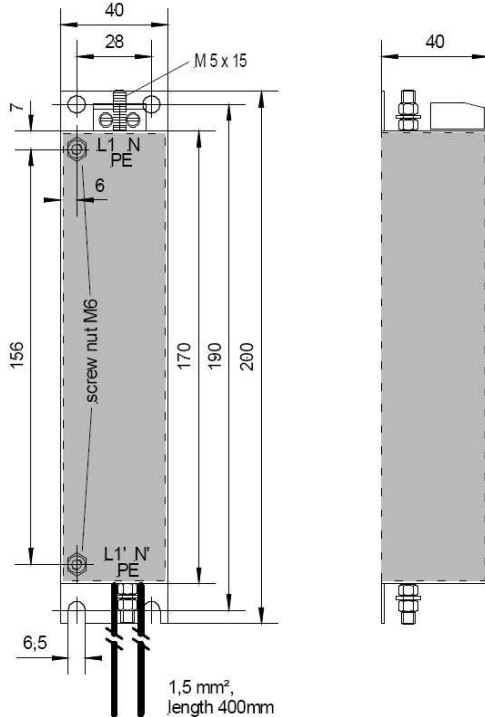
Amplifier	Filter	Rated Voltage [V]	Power [W]	Rated Current [A]	Leakage Current [mA]	Weight [kg]	Art. No.
MR-J3-10	MF-3F230-006.230MFa	1x230	10	6	26	0.45	189332
MR-J3-20							
MR-J3-40							
MR-J3-60							
MR-J3-70	MF-3F230-011.230	1x230	10	6	26	0.45	189331

Databank - Technical Bulletin

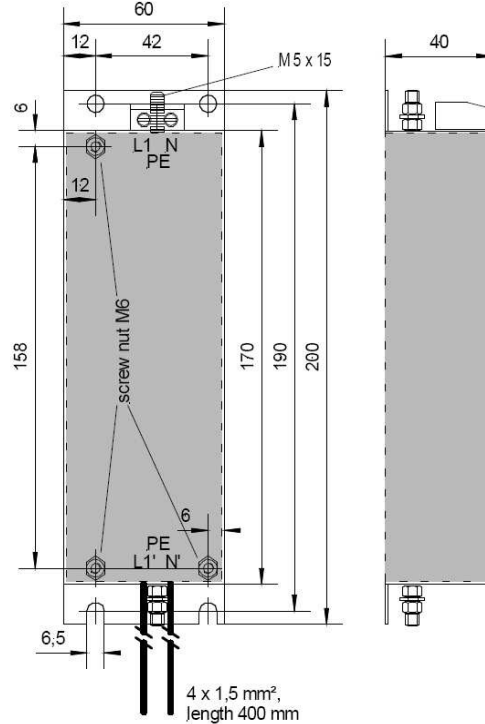
Amplifier	Filter	Rated Voltage [V]	Power [W]	Rated Current [A]	Leakage Current [mA]	Weight [kg]	Art. No.
MR-J3-100	MF-3F480-010.233MF	3x230	9	10	7	1.0	208775
MR-J3-200	MF-3F480-015.230MF3	3x230	12	15	4	1.5	200463
MR-J3-350	MF-3F480-025.230MF3	3 x 2 3 0	2 0	2 5	4	3. 0	203854
MR-J3-500	MF-3F480-050.230MF3	3x230	40	50	4	4.0	203855
MR-J3-700							

Amplifier	Filter	Rated Voltage [V]	Power [W]	Rated Current [A]	Leakage Current [mA]	Weight [kg]	Art. No.
MR-J3-60_4	MF-3F480-010.233MF	3x400	9	10	7	1.0	208775
MR-J3-100_4							
MR-J3-200_4	MF-3F480-015.230MF3	3x400	12	15	4	1.5	200463
MR-J3-350_4	MF-3F480-015.233MF	3x400	16	15	20	2.0	208776
MR-J3-500_4	MF-3F480-025.230MF3	3x400	20	20	4	3.0	203854
MR-J3-700_4							

EMC Filter Dimensions MF-3F230-006.230Mfa

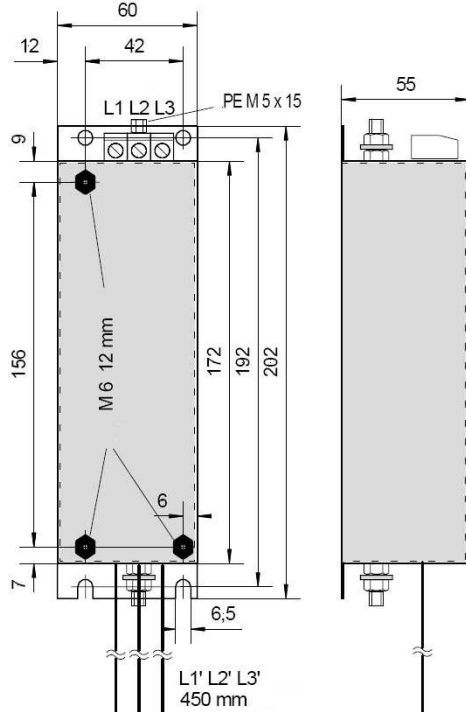


MF-3F230-006.230Mfb

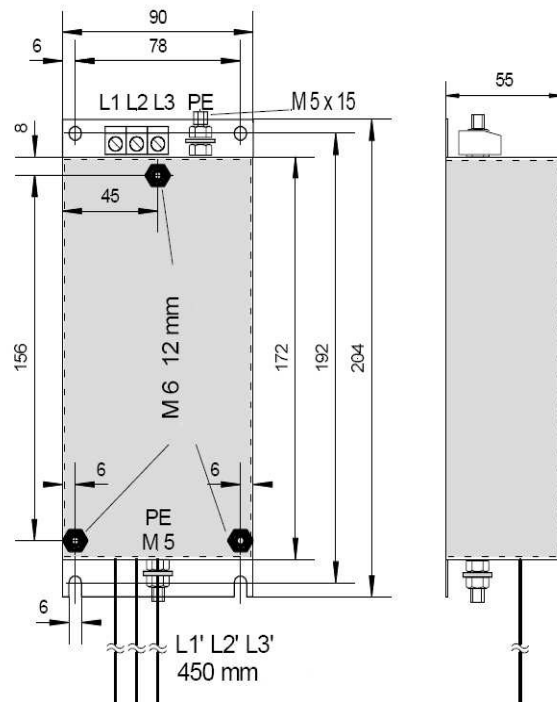


Databank - Technical Bulletin

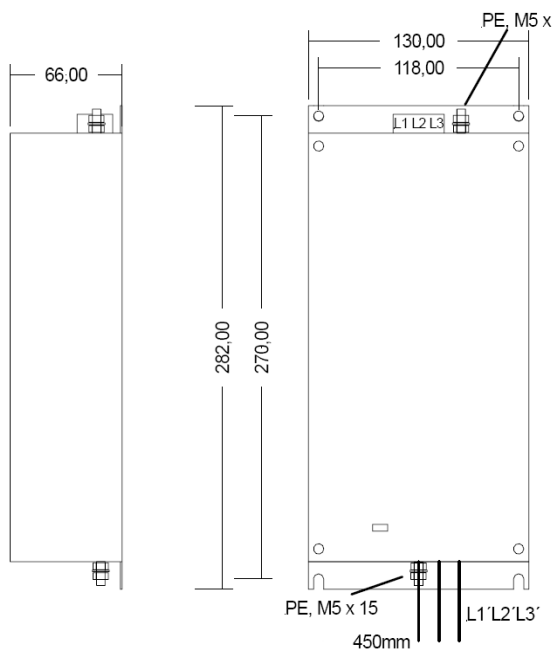
MF-3F480-010.233MF



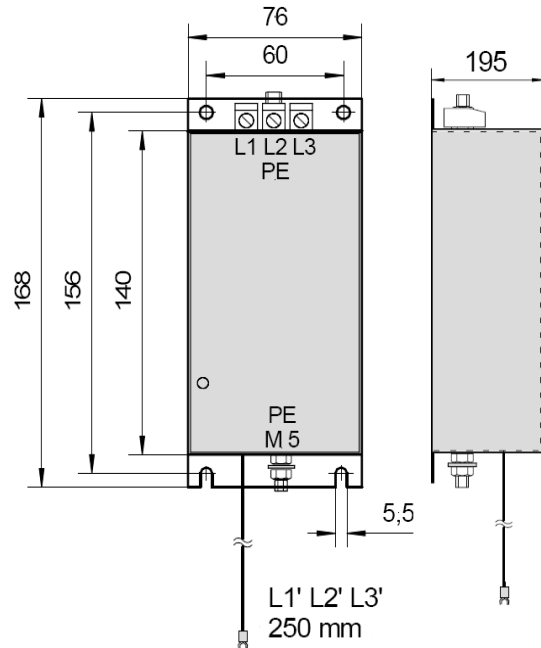
MF-3F480-015.230MF3



MF-3F480-015.233MF



MF-3F480-025.230MF3



MF-3F480-050.230MF3

Issued by: Mitsubishi Electric Europe B.V. - UK Branch
Document issue: **Ver A, 27.01.2009**
Produced by : - CTC
Travellers Lane, Hatfield, Herts, AL10 8XB, UK
Author: Barry Weller

Databank - Technical Bulletin

